

The appearance of this attractive machine is completed by a smart two-tone coat of paint and chromium rims. You can choose whether you wish to have the Quickly-N and S with a two or three speed gearbox, the latter being available for a small extra charge.



The attractive side embellishments fitted to the Quickly-S provide an excellent splash guard.

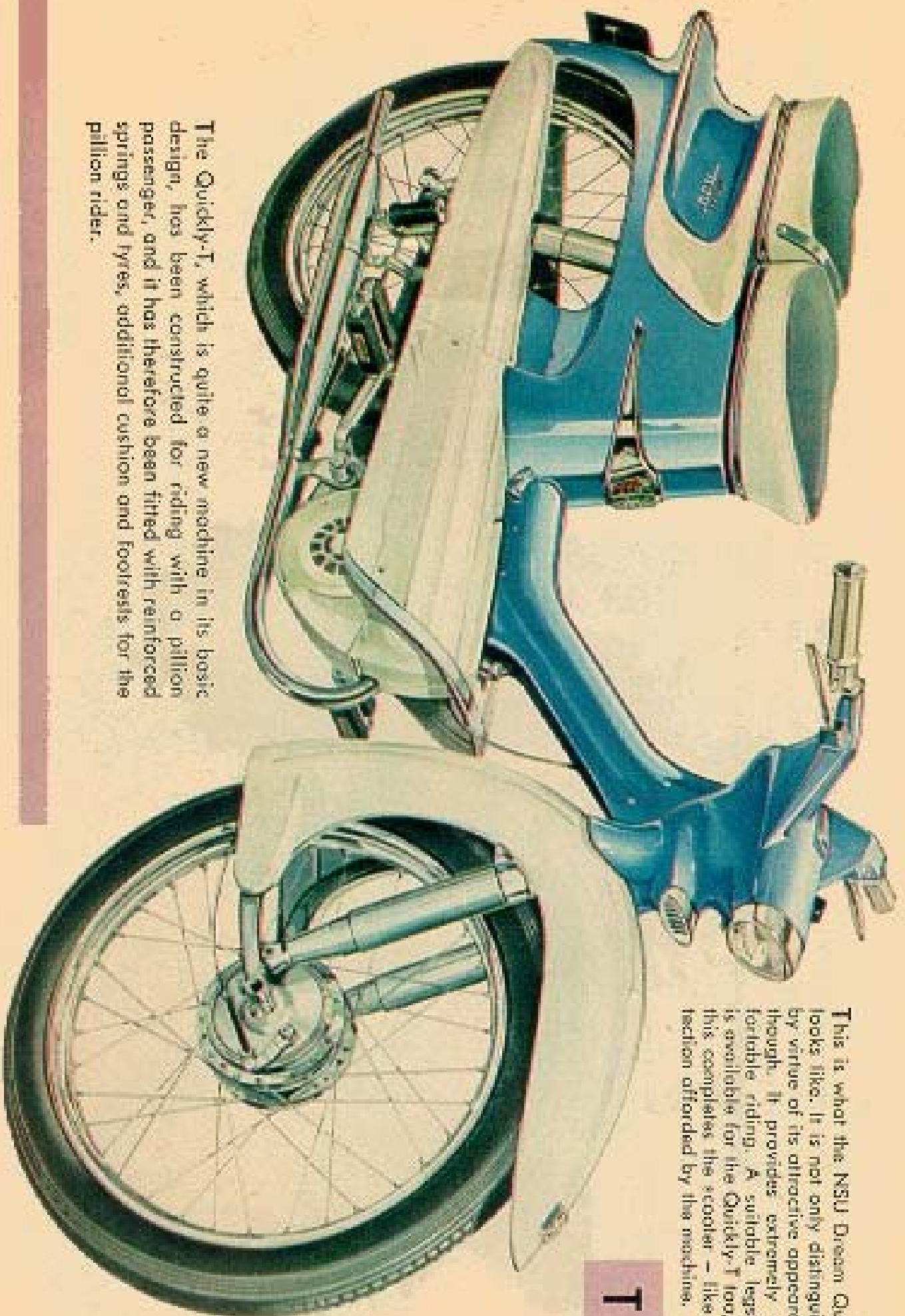
The side stands enable the machine to be parked without any difficulty even on rough ground.

A speedometer is fitted into the headlamp housing of the Quickly-S on the production line.



The New Line by NSU

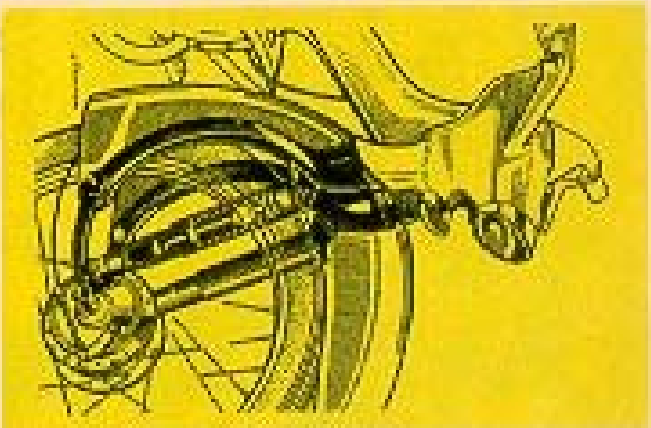
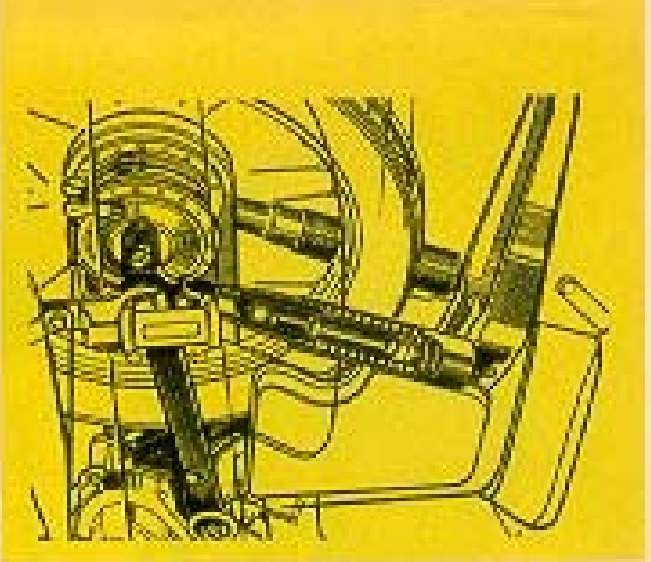
NSU introduces its new line with the Quickly-T, the Dream Quickly. Whilst the coachwork of the NSU car, the Prinz, was designed in Italy, a Swedish stylist was responsible for the shape of the Dream Quickly. However, the idea of giving this machine an elegant and eye-catching shape did not only have its roots only in fashion. It is also meant to serve a useful purpose.



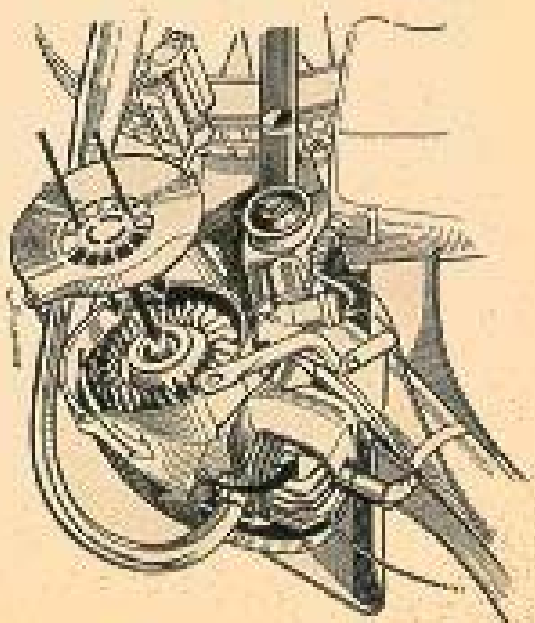
This is what the NSU Dream Quickly looks like. It is not only distinguished by virtue of its attractive appearance, though. It provides extremely comfortable riding. A suitable legshield is available for the Quickly-T too, and this completes the scooter - like protection afforded by the machine.

T

The Quickly-T, which is quite a new machine in its basic design, has been constructed for riding with a pillion passenger, and it has therefore been fitted with reinforced springs and tyres, additional cushion and footrests for the pillion rider.



Fabulously Comfortable Riding
 Due to the spring travel of 82 mm front and 90 mm of the rear, Quickly-T riders only see potholes on the road — they never feel them. Taut long swinging arms at the front and a swinging fork rear suspension are a first-class combination and they represent the experience which NSU designers have accumulated throughout many years. Four hydraulic shock absorbers hidden away in four telescopic legs give the Quickly-T considerable road holding properties.



Engine: All the world knows that the Quickly engine is unbreakable. Not even the hardest wear will destroy it. It is economical and robust and is now fitted with a fan which supplies it with the necessary amount of cold air.



Single Saddle:
 Anyone undertaking a journey around the world all by himself can take with him a mountain of useful things instead of merely a pannier load.




And if you like carrying a passenger you will enjoy sitting on our comfortable dual seat. The fuel tank is doubly locked: First the dual seat has to be lifted up, and then there is the tank cover to be opened. The air filter is in such a convenient position behind this, that even the filling station attendant will be pleased!

Handlebar, speedometer and headlight — all in one piece — give the cunningly simple line of the front end of the Quickly-T. It is a feast for the eye, and practical to boot. See how the sensitive parts — speedometer, cables and chain — have been positioned in the shelter of the cowwork.

Quickly **TT** the Sport Moped by NSU

A sports moped nowadays must unite all the characteristics of a de Luxe machine with sporting appearance – and performance. NSU have developed the sports type Quickly-TT from the Quickly-T. All the advantages of the frame – long swinging arms with four hydraulic shock absorbers, a fully enclosed chain and the Quickly engine which has proven itself a million times over – these are the elements of the Quickly-TT's design.

The most prominent characteristics of this machine are a sports tank which holds 2 1/2 gallons of fuel, quick pick-up, a genuine motor cycle frame and the purposeful construction which makes all parts readily accessible and yet protects them from the dirt on the roads.



The well-shaped dual seat allows the driver to hold his body in any direction and offers ample room for two people.

Your NSU Dealer:



NSU WERKE AKTIENGESELLSCHAFT NECKARSULM

We reserve the right to alter design and equipment.

DWV 2088 2500 11 9 83 engl.